

POWER LITHIUM BATTERIES

Lithium Iron Phosphate (LiFePO4) Battery

LFP12.8V110AH-FT

12.8V110AH FT

1408Wh

Features of LiFePO4 Battery

Longer Cycle Life

LiFePO4 batteries would be is five times than SLA batteries on cycle life

High Power & Light weight

LiFePO4 batteries performance twice power of SLA batteries, while half weight helpful for transport and installation

Intelligent management control

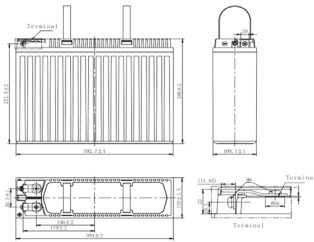
Intelligent BMS system covered by LFP batteries to ensure that batteries work on safety and perfect condition

Lower Self-discharge rate

Lower Self-discharge rate to guarantee LFP batteries be stored more longer than SLA batteries



Physical Dimension



Applications

- Caravan, RV, camping
- UPS (replacement of SLA batteries)
- Marine, golf cart
- Solar, wind system
- PV,solar light

Electrical Characteristics	Chemistry	LiFePO4
	Nominal Voltage	12.8V
	Nominal Capacity	110Ah (C5,25°C)
	Energy	1408Wh
	Internal Resistance	≤20 mΩ
	Cycle Life	>2000 cycles @1C 100%DOD
	Months Self Discharge	<3%
	Efficiency of Charge	100% @0.5C
Standard Charge	Efficiency of Discharge	96-99% @1C
	Charge Voltage	14.6±0.2V
	Charge Mode	0.2C to 14.6V, then 14.6V,charge current to 0.02C (CC/CV)
	Charger Current	55A
	Max. Charge Current	110A
Standard Discharge	Charge Cut-off Voltage	15.6V±0.2V
	Rated Discharge Current	55A
	Max Discharge Current	110A
	Max. Pulse Current	330A(<3s)
	Discharge Cut-off Voltage	10V
	Charge Temperature	0 °C to 45 °C (32Fto 113F) @60±25% Relative Humidity
	Discharge Temperature	-20 °C to 60 °C (-4F to 140F) @60±25% Relative Humidity
	Storage Temperature	0 °C to 40 °C (32Fto 104F) @60±25% Relative Humidity
Mechanical	Water Dust Resistance	IP56
	BMS	4S/4P
	Plastic Case	ABS
	Dimensions (in./mm.)	395*110*286 mm
	Weight (lbs./kg.)	11.2kg(24.64lbs)
	Terminal	M8

POWER LITHIUM BATTERIES

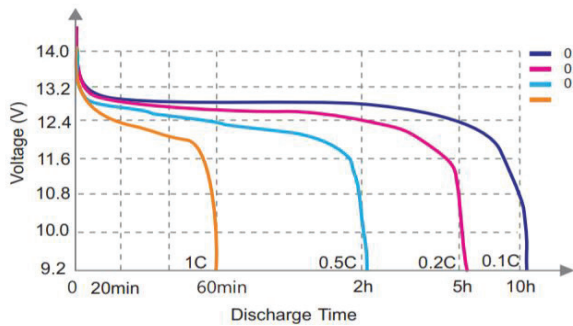
Lithium Iron Phosphate (LiFePO4) Battery

LFP12.8V110AH-FT

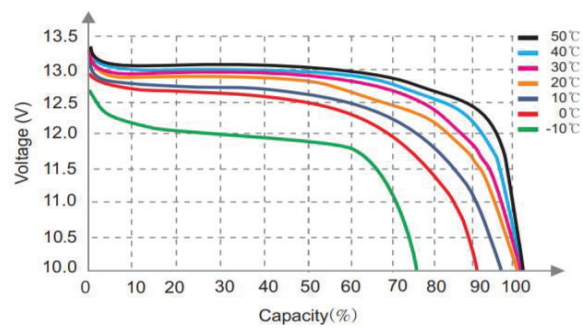
12.8V110AH FT

1408Wh

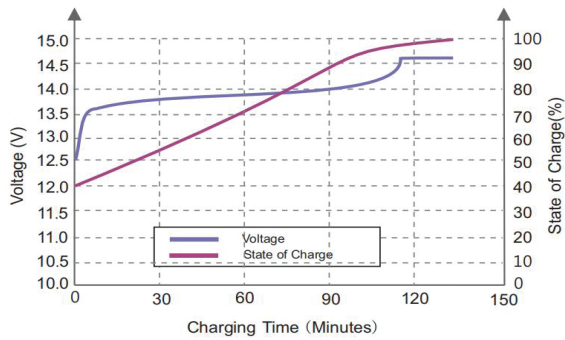
Different Rate Discharge Curve(25°C)



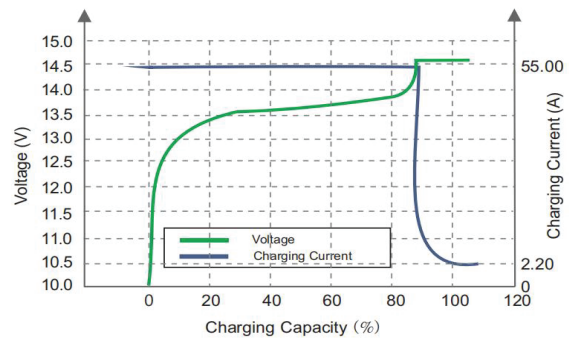
Different Temperature Discharge Curve(0.5C)



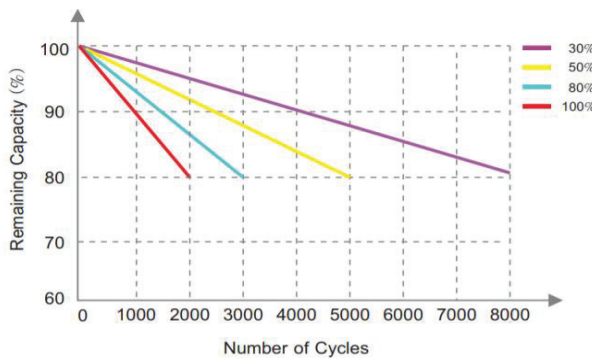
State of Charge Curve(0.5C, 25°C)



Charging Characteristics(0.5C, 25°C)



Different DOD Discharge Cycle Life Curve(1C)



Different Temperature Self Discharge Curve

