

POWER LITHIUM BATTERIES

Lithium Iron Phosphate (LiFePO4) Battery

LFP12.8V150AH-FT-BT

12.8V150AH 1920Wh

Features of LiFePO4 Battery

Longer Cycle Life

LiFePO4 batteries have over 5 times the cycle life of SLA batteries.

High Power & Light weight

LiFePO4 batteries have twice the performance of SLA batteries while being half the weight.

Intelligent management control

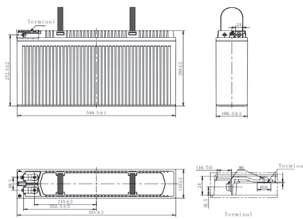
Power Lithium intelligent BMS monitors battery cells to ensure batteries work safely and perform at full potential.

Lower Self-discharge rate

Lower self-discharge rate mean batteries can be stored for longer when compared to SLA.



Physical Dimension



Applications

- Caravan, RV, camping
- UPS (replacement of SLA batteries)
- Marine, golf cart
- Solar, wind system
- PV ,solar light

Electrical Characteristics

Chemistry	LiFePO4
Nominal Voltage	12.8V
Nominal Capacity	150Ah (C5,25°C)
Energy	1920Wh
Internal Resistance	≤18 mΩ
Cycle Life	>2000 cycles @1C 100%DOD
Months Self Discharge	<3%
Efficiency of Charge	100% @0.5C
Efficiency of Discharge	96-99% @1C

Standard Charge


Charge Voltage	14.6±0.2V
Charge Mode	0.2C to 14.6V, then 14.6V,charge current to 0.02C (CC/CV)
Charger Current	75A
Max. Charge Current	150A
Charge Cut-off Voltage	15.6V±0.2V

Standard Discharge

Rated Discharge Current	75A
Max Discharge Current	150A
Max. Pulse Current	450A(<3s)
Discharge Cut-off Voltage	10V
Charge Temperature	0 °C to 45 °C (32Fto 113F) @60±25% Relative Humidity
Discharge Temperature	-20 °C to 60 °C (-4F to 140F) @60±25% Relative Humidity
Storage Temperature	0 °C to 40 °C (32Fto 104F) @60±25% Relative Humidity
Water Dust Resistance	IP65

Mechanical

BMS	4 Series / 4 Parallel - Bluetooth Enabled
Case	ABS
Dimensions (in./mm.)	551 x 110 x 288 mm
Weight (lbs./kg.)	15.5 kg
Terminal	M8



LifePO4 LITHIUM ION

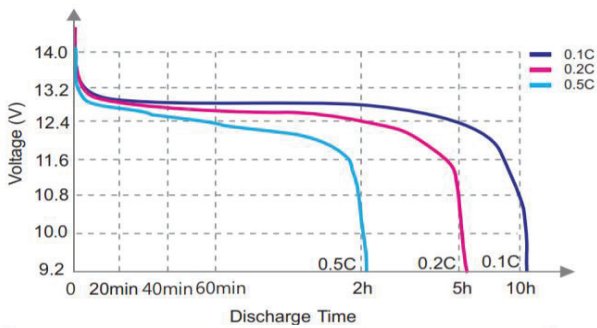
POWER LITHIUM BATTERIES

Lithium Iron Phosphate (LiFePO4) Battery

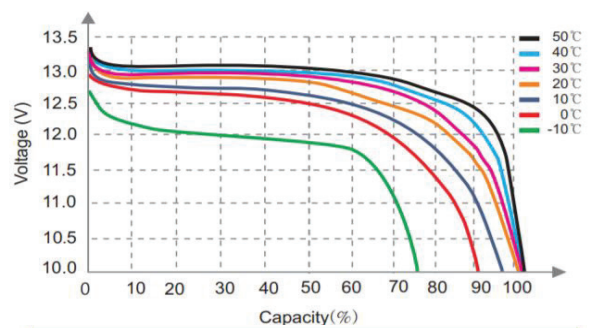
LFP12.8V150AH-FT-BT

12.8V150AH 1920Wh

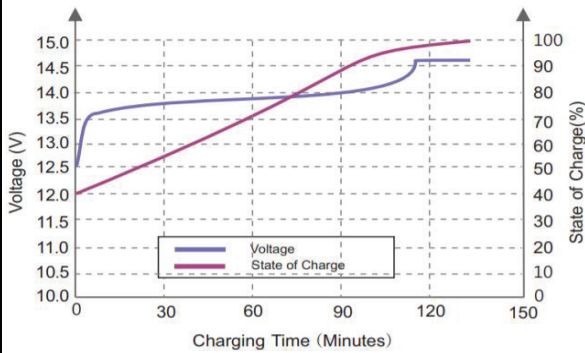
Different Rate Discharge Curve(25°C)



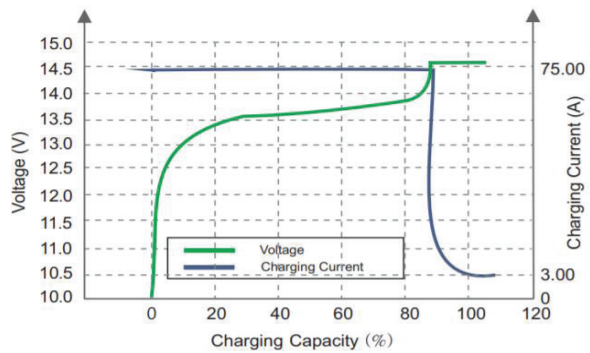
Different Temperature Discharge Curve(0.5C)



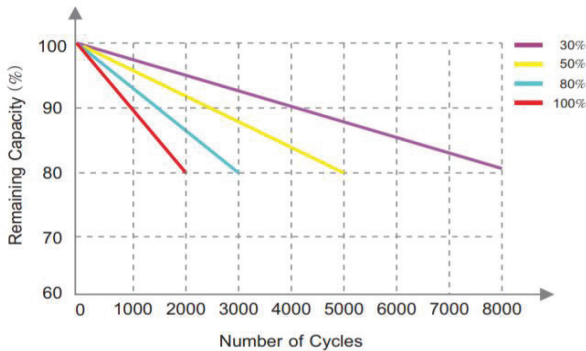
State of Charge Curve(0.5C, 25°C)



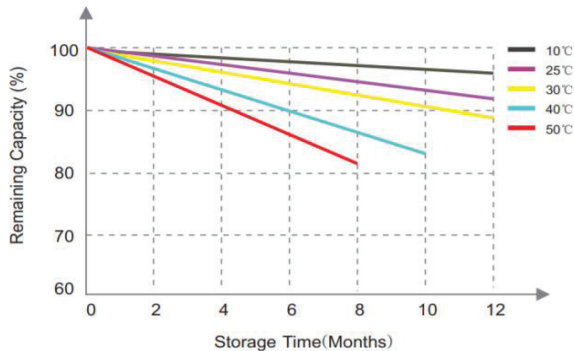
Charging Characteristics(0.5C, 25°C)



Different DOD Discharge Cycle Life Curve(0.5C)



Different Temperature Self Discharge Curve



POWERCELL TECHNOLOGY

